

## Jules Allemand Trophy 2019: European Championship in Aesthetic Restoration

The winner of the qualifying stage, which was held among the best students from different universities of Russia, can take part in the European Championship. In 2019, the number of participating cities was much larger than the earlier one, so first two place winners on Russian competition took part at the European Championships in Italy.

It was difficult to prepare for the Russian championship, as preparation for the trophy was accompanied by such factors as a graduation exams at the university, working in the clinic and the load of responsibility primarily to my supervisor. Definitely the restoration of teeth that are in an aesthetically significant area requires maximum accuracy, concentration and perseverance. All of this took a lot of time and energy.

I always had a craving for restorations, but only because of the support, skills and experience of my mentors Ph.D. Khabadze Z.S. and Oganyan Andranik (participant -2018), I've been learning to understand all the details of restoration. (Fig. 1, 2)

Evaluation of the jury was very objective, the jury did not know who owns the work. All restorations were encrypted, which proves the maximum transparency and purity of the qualifying stage. Skills of recovery of both

the Central incisor and molar were taken into account. Evaluation criteria included shape, color (as suggested in the photo), macro- and microtexture, polishing, anatomy. (Fig. 3, 4).

Following the results of the qualifying stage, I took first place. The second place was taken by Papinen Daria (5th year student of the First Moscow State Medical University named after I.M.Sechenov). (Fig. 5-7)

The European Championship was held on June 2, 2019 – June 4, 2019 in Italy, at the University of Chieti. (Fig. 8)

On the first day, as soon as we arrived, all the participants checked the work of their handpieces, met and started chatting.

After a short break, in the conference hall of our hotel, Professor Lorenzo Vanini, the developer of Enamel Plus Hri material, the founder of the anatomical stratification technique for composite materials, and Professor Camillo D'Arcangelo, the dean of the University of Chieti, provided us with a lot of useful information, master classes, and clinical cases. (Fig. 9-11).

The trophy organizers greeted us very good, family-style and showed all the beauty of Italian culture. In



Fig. 1. Mentor Khabadze Z.S. and Mustafaeva Rita



Fig. 2. Andranik and Khabadze Z.S.



Fig. 7. The work of Mustafaeva Rita

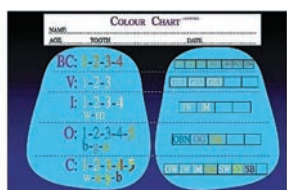


Fig. 3. Formula of enamel color

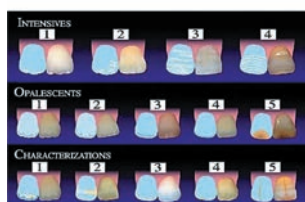


Fig. 4. Experts estimate work



Fig. 5. Winner and prize winner with members of the commission



Fig. 6. Participants of the qualifying stage in the process of work




Fig. 8. Khabadze Z.S. and Mustafaeva R.S. on the territory of the University




Fig. 9. Lorenzo Vanini workshop



Fig. 10. Lecture by Camillo D'Arcangelo



Fig. 11. Participants in the learning process



particular, I would like to highlight Dostalova Jana, who took care of everything! Thanks to her, participating in the championship was as useful as possible, and staying in Italy is very comfortable. (Fig. 12, 13).

The main part of the championship was held on the second day at the University of Chieti. 22 countries participating and 13 universities of Italy were represented. A total of 35 participants. Before completing the assignment, we listened to a master class by L. Vanini, which helped tune in to work (Fig. 14).

The first stage – the restoration of the central incisor was carried out on a gypsum model, where the corresponding tooth was missing. On the assignment was given 2 hours. The necessary data for the restoration were constantly before my eyes: on the screen and photo. (Fig. 15). The only negative was that the model was made of gypsum and, as you know, the adhesion of the composite material with it was very poor, which reduced the speed and quality of work. (Fig. 16-17).

The second stage is the restoration of the molar. For this stage, each brought with him a removed tooth in a gypsum column, which had to be kept in water for rehydration. 1.5 hours were given to complete the task. Before starting work, the tooth was photographed for comparison with the future restoration. The task included the formation of a cavity and restoration of the occlusal surface, taking into account the natural anatomy of the tooth. (Fig. 18, 19).



Fig. 12. Dinner and acquaintance of all participants of the championship



Fig. 13. Jana with one of the assistants

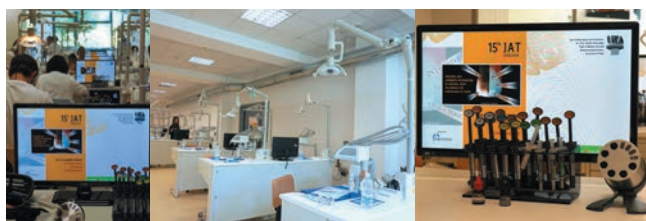


Fig. 14. Workplace of participants



Fig. 15.



Fig. 16. Work of Rita Mustafaeva

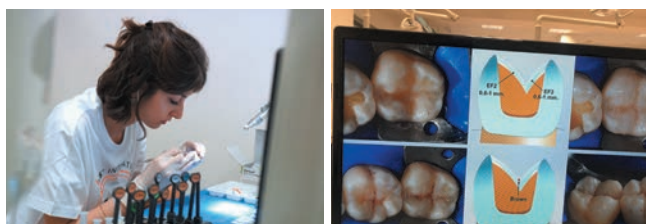


Fig. 17. Rita Mustafaeva in the process of work



Fig. 18. Master - class by Lorenzo V.

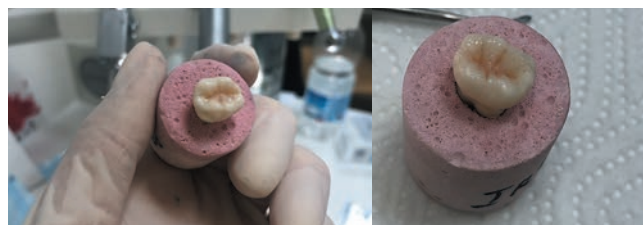


Fig. 19. Work by Rita Mustafaeva



Fig. 20. Tutors and students awaiting results; photo

On the same day, in the evening, in a restaurant filled with Italian and friendly atmosphere, the results of Trophy were summed up. (Fig. 20).

The next day, all participants could see the work of colleagues in the conference room. Each work was shown on the big screen and talked about the advantages and disadvantages of the restoration.



Fig. 21. Mustafaeva R.S. and tutor Khabadze Z.S.

According to the results of the European Championship of Aesthetic Restoration, 1 place was taken by France Gautier Rapp, 2 place Bulgaria Veronica Hristova, 3 place Ukraine Petro Buckovskii. (Fig. 22-24).

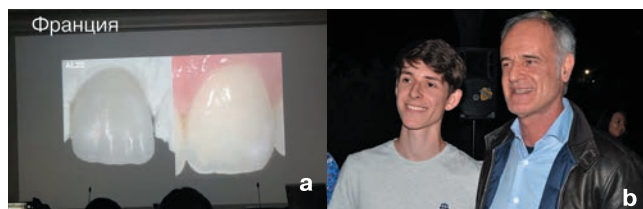


Fig. 22. a – The work of France, b – Gautier Rapp with L. Vanini



Fig. 23. a – The work of Bulgaria, b – Veronica Hristova with L. Vanini, Kamillo D'Arcangelo and her tutor

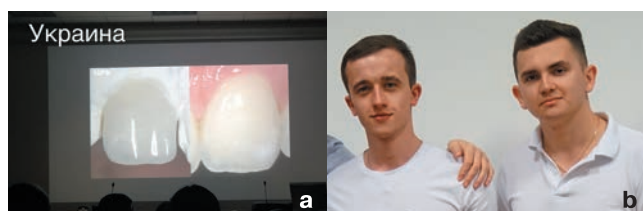


Fig. 24. a – The work of Ukraine, b – Petro Buckovskii with his tutor



Jules Allemand Trophy is a competition that unites many countries and helps to exchange experiences despite the political relations between different countries. At the competition you can find not only experience and determine the level of training of different countries, but also find the opportunity to make friends in different parts of the Eurasian continent. Such contacts always contribute to excellent self-development and professional growth.

I spent a great time there and got a great experience and will do my best to make our next contestants even more prepared for all the necessary details of the competition.

Jules Allemand Trophy is a competition that has no analogues and we believe in the great prospects of this event. Because of great desire and hard work Marianne Bayramukova under the guidance of my tutor Dr. Zurab Khabadze has won the victory, she took 1st place and was the champion in 2014 in this competition and it was the first time in the history of Russian participants. In honor of the victory the Micerium company presented free accommodation in Italy, learning and training at the University of Chieti. And I am very proud that I also took part in this competition. (Fig. 25-28).



Fig. 25. All participants and their tutors



Fig. 26. Mentor Khabadze Z.S., Lorenzo Vanini and participant Mustafayeva R.S.



Fig. 27. Lorenzo V. And the participants during the break between stages



Fig. 28. Cake in honor of the end championship